

# BETHANY ACADEMY

KANKE , RANCHI

## SUMMER VACATION HOLIDAY HOMEWORK

SESSION 2026-2027

CLASS – PREP

Q1. Colour the given picture neatly and beautifully. “Splash into Summer Fun” by filling the picture with bright and cheerful colours.



Q2. भिन्न शब्द पर गोला लगाइए।

1. रथ, रथ, रथ, कब
2. गज, फल, फल, फल
3. मटर, मटर, मटर, नमक
4. चमन, चमन, चमन, रमन
5. अदरक, अजगर, अजगर, अजगर
6. तारा, तारा, तारा, जाला
7. माला, माला, कार, माला
8. पहिया, पहिया, गिलास, पहिया


Q3. सही स्थान पर आ और इ की मात्रा लगाइए।

क_र	_दल
ल_ल	_गलास
गमल_	_गटार
लड़क_	ना_रयल

Q4. अक्षरों को जोड़कर शब्द बनाएं।

1. ब + स =
2. क + म + ल =
3. अ + च + क + न =
4. ब + िल + क =

Q5. निम्नलिखित के नाम बताइए



Q6. दिए गए शब्दों के चित्र बनाइए और उनमें रंग भरिये।

टब-  
बस -  
घर -  
फल -  
मटर -  
बटन -  
कलम-  
सड़क -

अजगर -  
अदरक -  
माला -  
ताला-  
कार -  
लड़का -  
पहिया -  
गिलास -  
दिल -

Q7. रिक्त स्थानों को भरें।

रिक्त स्थान की पूर्ति करो।

	घ.....		का.....
	गु.....ब		गु.....या
	.....थी		.....ता
	ब.....र		.....रंगा
	क.....म		बा.....
	.....ड़		सू.....
	ब.....री		.....लू

Q9. रिक्त स्थानों में सही रंग का नाम भरें।

(काला, पीला, लाल, सफ़ेद, भूरा, नीला, नारंगी)

कौए का रंग \_\_\_\_\_ होता है ।

संतरे का रंग \_\_\_\_\_ होता है ।

दूध का रंग \_\_\_\_\_ होता है ।


टमाटर का रंग \_\_\_\_\_ होता है ।

सूरजमुखी के फूल का रंग \_\_\_\_\_ होता है ।

गौरैया का रंग \_\_\_\_\_ होता है ।

दिन में आसमान \_\_\_\_\_ रंग का होता है।

Q10. सही विकल्प चुनें और रिक्त स्थान भरें।



घास      दूध      ताकत      सींग      चार

१. गाय हमें \_\_\_\_\_ देती है ।
२. गाय का दूध शरीर को \_\_\_\_\_ देता है ।
३. गाय \_\_\_\_\_ खाती है ।
४. गाय के दो \_\_\_\_\_ होते हैं ।
५. गाय के \_\_\_\_\_ पैर होते हैं ।

Q11.सही उत्तर चुनें और रिक्त स्थान भरें।

१. \_\_\_\_\_ उड़ती है।  
(चिड़िया , हिरन)
२. आसमान \_\_\_\_\_ है।  
( नीला , हरा)
३. राधा \_\_\_\_\_ जा।  
( अचार , बाज़ार)
४. रमन \_\_\_\_\_ पढ़।  
( तकिया , किताब)
५. समीर \_\_\_\_\_ से सामान ला।  
( दुकान, चुनरी)

Q12. मटके में रखे 'इ' और 'ई' मात्रा वाले शब्द मिलेजुल गए हैं। उनमें से इ और ई मात्रा वाले शब्दों को छाँटकर अलग-अलग मटके में रखें।

The large pot contains the following words and numbers:

- 1. तकिया
- 1. बकरी
- 2. टिकट
- 3. हिसाब
- 4. छिलका
- 2. मछली
- 3. सीशी
- 4. पीतल
- 5. विमान
- 5. कीमत

The two smaller pots are labeled with the vowels 'इ' and 'ई'. Each pot has five numbered boxes for sorting the words:

- Pot 'इ': 1, 2, 3, 4, 5
- Pot 'ई': 1, 2, 3, 4, 5

Q13. Write how many tens and ones are there in each number.

52           tens  
                 ones

45           tens  
                 ones

35           tens  
                 ones

63           tens  
                 ones

78           tens  
                 ones

84           tens  
                 ones

10           tens  
                 ones

90           tens  
                 ones

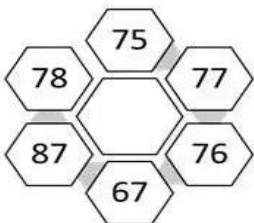
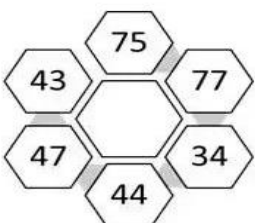
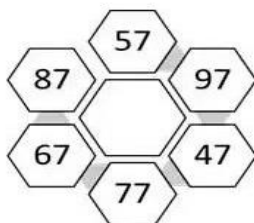
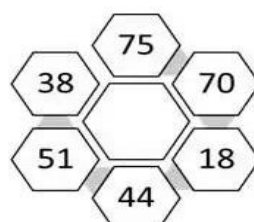
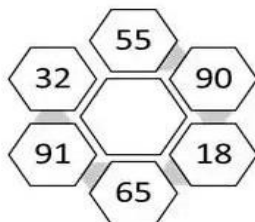
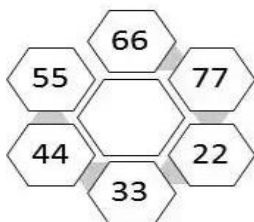
36           tens  
                 ones

18           tens  
                 ones

82           tens  
                 ones

27           tens  
                 ones

Q14. Write the biggest number in centre.



Q15. Add the following numbers.

$$\begin{array}{r} 23 \\ + 4 \\ \hline \end{array}$$

$$\begin{array}{r} 65 \\ + 30 \\ \hline \end{array}$$

$$\begin{array}{r} 16 \\ + 3 \\ \hline \end{array}$$

$$\begin{array}{r} 14 \\ + 5 \\ \hline \end{array}$$

$$\begin{array}{r} 52 \\ + 6 \\ \hline \end{array}$$

$$\begin{array}{r} 32 \\ + 44 \\ \hline \end{array}$$

$$\begin{array}{r} 36 \\ + 12 \\ \hline \end{array}$$

$$\begin{array}{r} 42 \\ + 17 \\ \hline \end{array}$$

$$\begin{array}{r} 55 \\ + 31 \\ \hline \end{array}$$

$$\begin{array}{r} 52 \\ + 17 \\ \hline \end{array}$$

$$\begin{array}{r} 48 \\ + 20 \\ \hline \end{array}$$

$$\begin{array}{r} 24 \\ + 52 \\ \hline \end{array}$$

$$\begin{array}{r} 73 \\ + 10 \\ \hline \end{array}$$

$$\begin{array}{r} 45 \\ + 14 \\ \hline \end{array}$$

$$\begin{array}{r} 14 \\ + 75 \\ \hline \end{array}$$

$$\begin{array}{r} 12 \\ + 63 \\ \hline \end{array}$$

$$\begin{array}{r} 54 \\ + 12 \\ \hline \end{array}$$

$$\begin{array}{r} 62 \\ + 13 \\ \hline \end{array}$$

$$\begin{array}{r} 27 \\ + 42 \\ \hline \end{array}$$

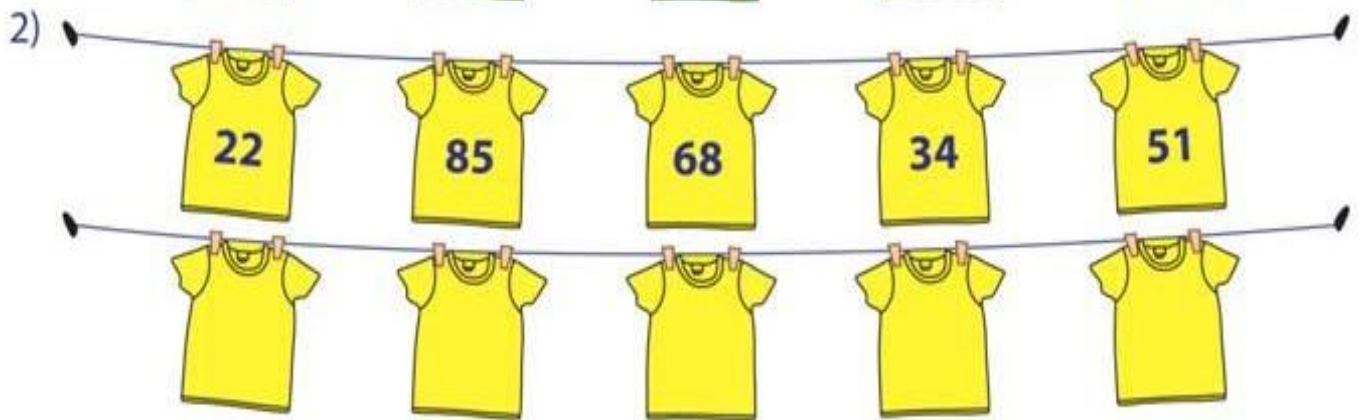
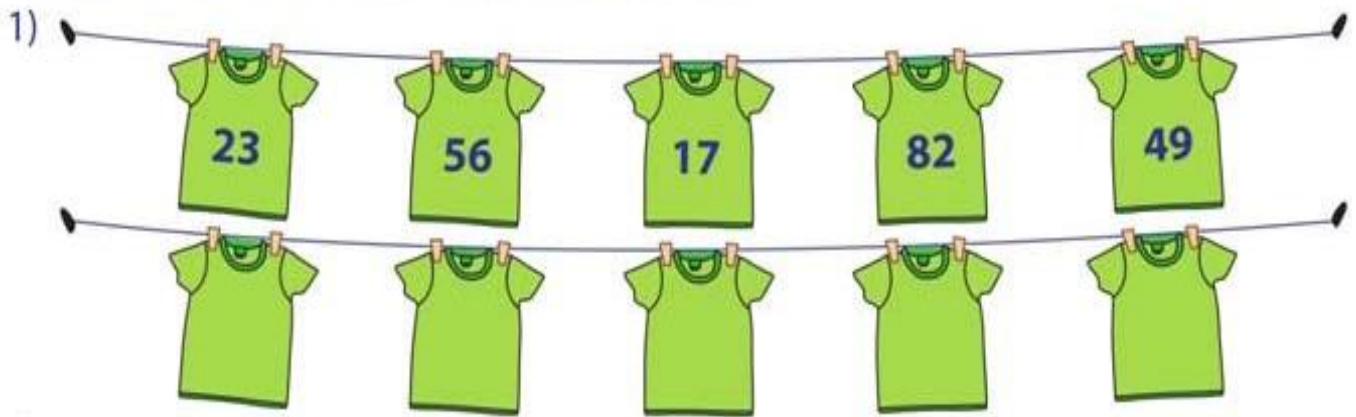
$$\begin{array}{r} 25 \\ + 22 \\ \hline \end{array}$$

Q16. Subtract the following numbers.

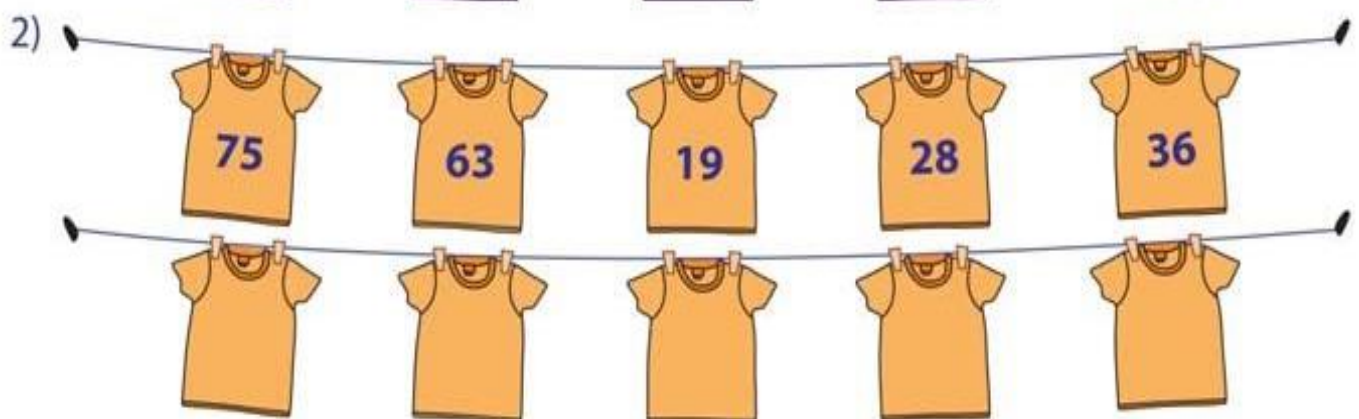
$\begin{array}{r} 55 \\ -43 \\ \hline \end{array}$	$\begin{array}{r} 61 \\ -20 \\ \hline \end{array}$	$\begin{array}{r} 75 \\ -53 \\ \hline \end{array}$	$\begin{array}{r} 92 \\ -51 \\ \hline \end{array}$	$\begin{array}{r} 68 \\ -34 \\ \hline \end{array}$
$\begin{array}{r} 87 \\ -26 \\ \hline \end{array}$	$\begin{array}{r} 50 \\ -10 \\ \hline \end{array}$	$\begin{array}{r} 49 \\ -27 \\ \hline \end{array}$	$\begin{array}{r} 73 \\ -31 \\ \hline \end{array}$	$\begin{array}{r} 96 \\ -65 \\ \hline \end{array}$
$\begin{array}{r} 42 \\ -11 \\ \hline \end{array}$	$\begin{array}{r} 66 \\ -33 \\ \hline \end{array}$	$\begin{array}{r} 89 \\ -47 \\ \hline \end{array}$	$\begin{array}{r} 70 \\ -50 \\ \hline \end{array}$	$\begin{array}{r} 54 \\ -32 \\ \hline \end{array}$
$\begin{array}{r} 95 \\ -74 \\ \hline \end{array}$	$\begin{array}{r} 60 \\ -25 \\ \hline \end{array}$	$\begin{array}{r} 76 \\ -42 \\ \hline \end{array}$	$\begin{array}{r} 83 \\ -61 \\ \hline \end{array}$	$\begin{array}{r} 48 \\ -26 \\ \hline \end{array}$
$\begin{array}{r} 90 \\ -60 \\ \hline \end{array}$	$\begin{array}{r} 64 \\ -23 \\ \hline \end{array}$	$\begin{array}{r} 77 \\ -44 \\ \hline \end{array}$	$\begin{array}{r} 85 \\ -62 \\ \hline \end{array}$	$\begin{array}{r} 58 \\ -16 \\ \hline \end{array}$
$\begin{array}{r} 99 \\ -77 \\ \hline \end{array}$	$\begin{array}{r} 62 \\ -41 \\ \hline \end{array}$	$\begin{array}{r} 78 \\ -55 \\ \hline \end{array}$	$\begin{array}{r} 93 \\ -72 \\ \hline \end{array}$	$\begin{array}{r} 53 \\ -31 \\ \hline \end{array}$

Q17. Do as directed.

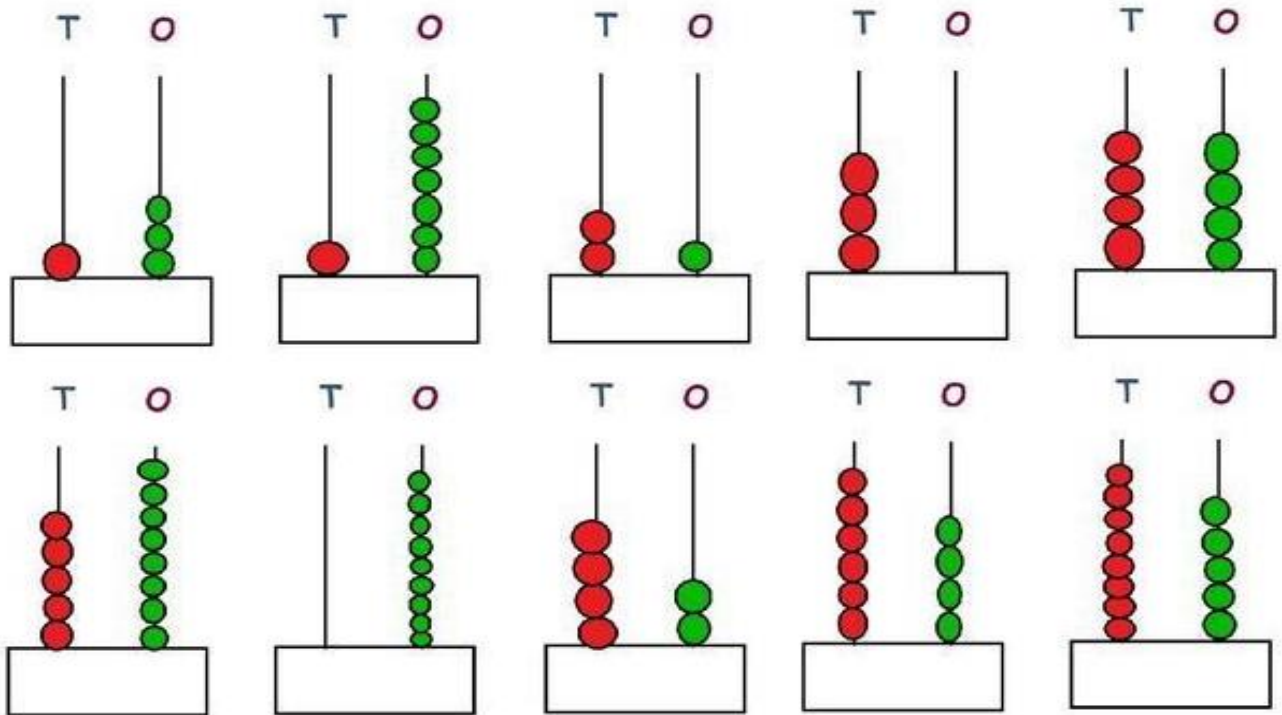
A) Order the numbers from least to greatest.



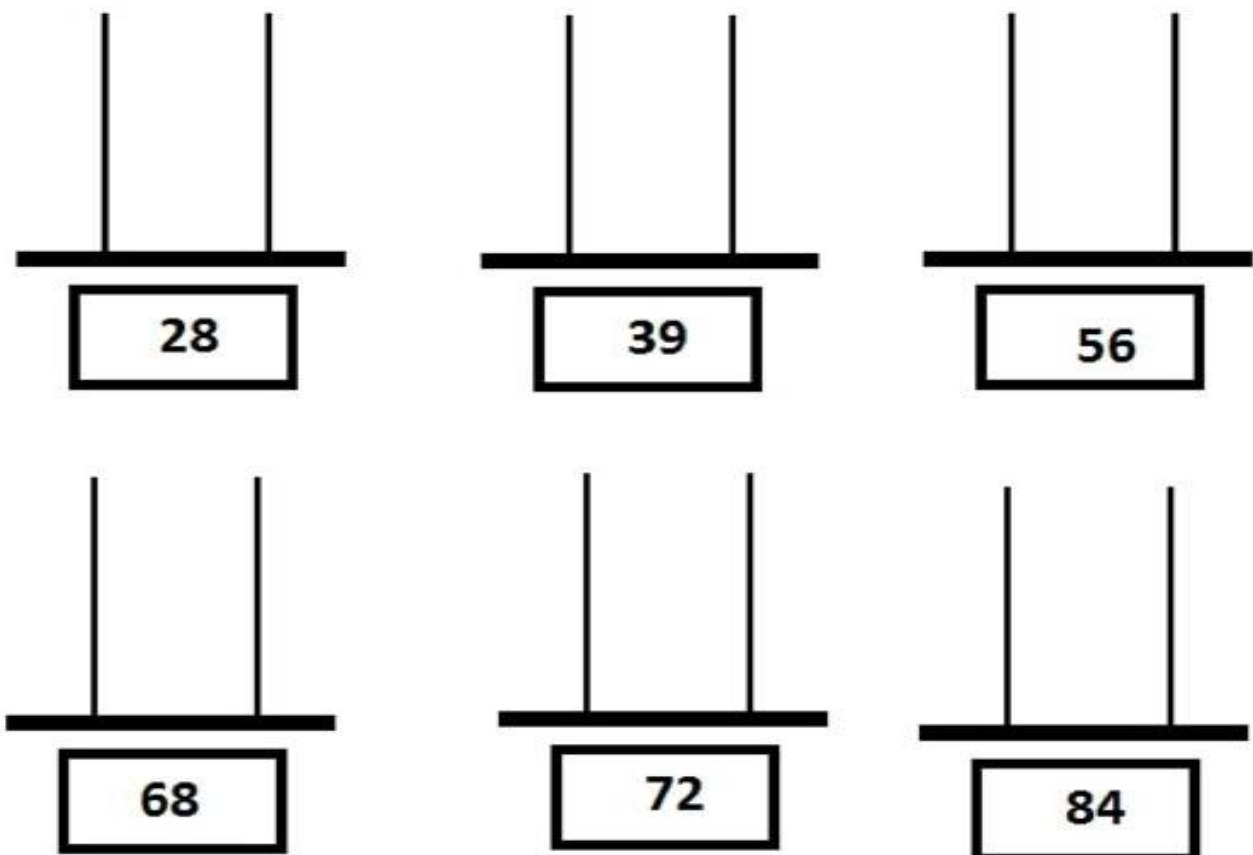
B) Order the numbers from greatest to least.



Q18. Count the number of beads and write the number




Q19. Draw beads on the abacus to show the given numbers.




**Q20. Paste your family picture and write six lines on 'My Family' and learn it.**


1. ....
2. ....
3. ....
4. ....
5. ....
6. ....



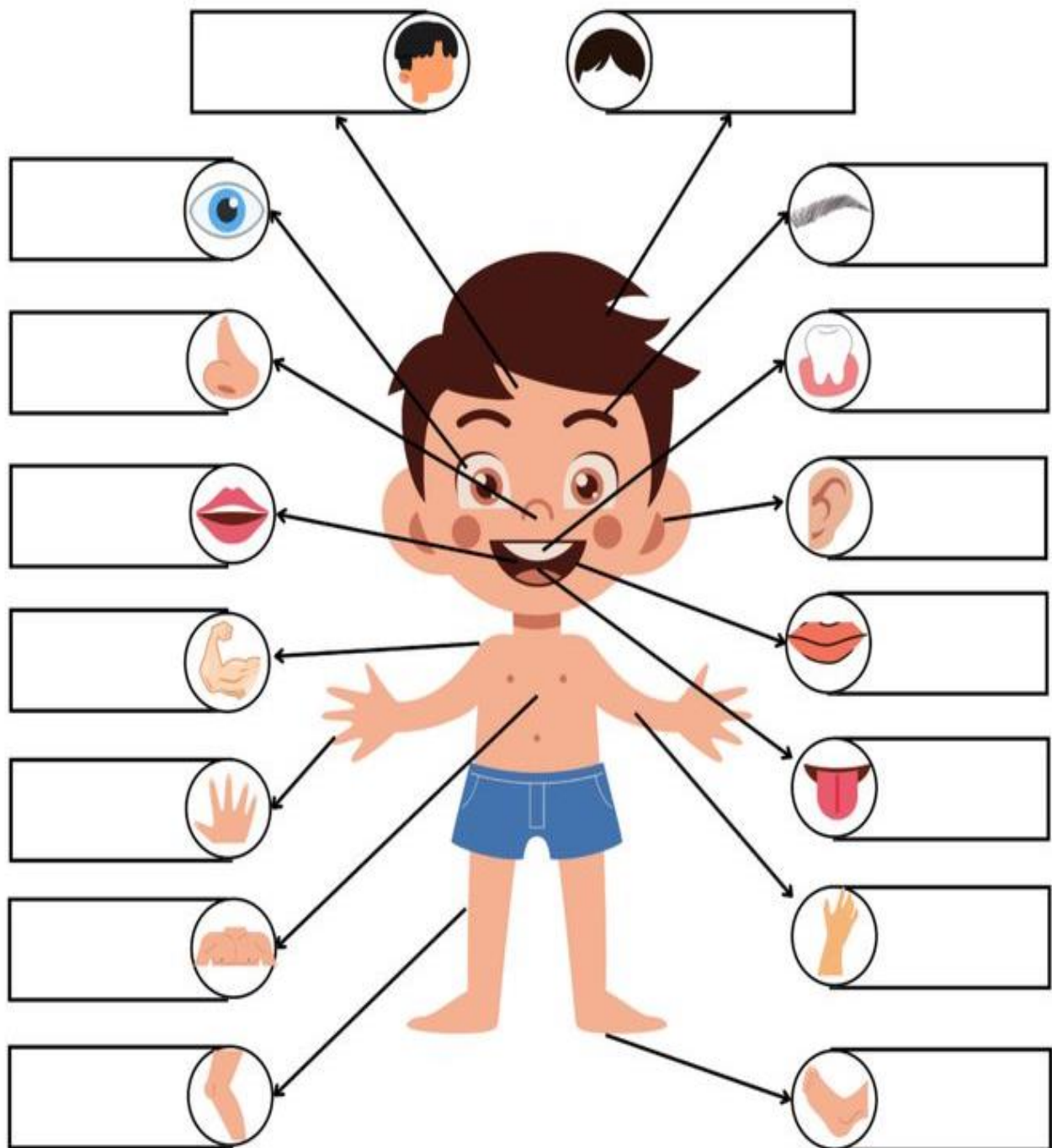
**Q21. Draw a plant in the given pot , make sure your plant has a stem , flower and leaves**



**Q22. Paste five leaves of different sizes and shapes.**

A large, empty rectangular box with a thin black border, occupying most of the page. It is intended for the student to paste five leaves of different sizes and shapes.


Q23. Name the body parts



- Head
- Eye
- Ear
- Eyebrow
- Nose
- Tongue
- Hair
- Leg
- Lip
- Arm
- Hand
- Mouth
- Foot
- Chest
- Fingers
- Teeth

Q24. Fill in the missing letters

1. f   h



2.  o    r




3. b  o  h



4. s     r



5. g   n   a   r



6.  r   d   t  e



Q25. Write three good habits

1. ....
2. ....
3. ....

Q26. Name the following

1. National Flower - .....
2. National Bird - .....
3. National Fruit - .....
4. National Animal - .....
5. National Flag - .....
6. National Currency - .....

Q27. Write three words with the following ending.

1. ed – .....
2. an – .....
3. op – .....
4. un – .....
5. ig – .....

Q28. Read the passage given below and answer the following questions

## My Friend

I have a friend.  
His name is Tim.  
Tim has a remote  
control car.  
We play with the car.



### Questions

- 1) I have \_\_\_\_\_.  
a) a car    b) a friend    c) a pen
- 2) His name is \_\_\_\_\_.  
a) Tim    b) Tom    c) Ben
- 3) Tim has \_\_\_\_\_.  
a) a car    b) a friend    c) a pen

Q29. Circle the correct answer



boy / boys



tree / trees



snail / snails



house / houses





















table / tables









bird / birds

Q30. Fill in the blanks using This , That, These or Those.

- 1) \_\_\_\_\_ is a computer game.  
- 2) \_\_\_\_\_ are lorries.  
- 3) \_\_\_\_\_ is a camera.  
- 4) \_\_\_\_\_ is a kite.  
- 5) \_\_\_\_\_ are balls.  
- 6) \_\_\_\_\_ are watches.  
- 7) \_\_\_\_\_ is a pen.  
- 8) \_\_\_\_\_ is a ruler.  
- 9) \_\_\_\_\_ are chairs.  

Q31. Tick the correct position word.

 <p>on in under</p>	 <p>on in under</p>	 <p>on in under</p>
 <p>on in under</p>	 <p>on in under</p>	 <p>on in under</p>

Q32. Write the plural form for the given singular words.



cat



\_\_\_\_\_



lamp



\_\_\_\_\_



pen



\_\_\_\_\_



chair



\_\_\_\_\_



girl



\_\_\_\_\_



shirt



\_\_\_\_\_



tree



\_\_\_\_\_



table



\_\_\_\_\_



kettle



\_\_\_\_\_



bottle



\_\_\_\_\_



# Health is Wealth

“Healthy mind resides in the healthy body”



Here are some suggestions to keep the tiny tots fit and healthy.

- Keep the children hydrated with different kinds of fluids eg. Water, Lemonade, Juice, shakes, buttermilk etc.
- Make sure your child sleep maximum 10 hours in a day.
- Let your children eat by themselves.
- Teach your child to eat all types of vegetables including bitter gourd, pumpkin, beet root etc. along with their favourite ladyfinger and potato as well.
- Discourage eating snack while watching T.V. or playing video games.
- Eat together as a family to let little ones gets accustomed to a pleasant home dining.
- Always pray before eating every meal.

## ACTIVITY Tearing and Pasting

- Paste five pictures of red colour fruits and green colour vegetables in a notebook / coloured sheet.

## ACTIVITY Capture the Moments

- Click the photographs with your ward while enjoying with different meals and drinks of the day.

---

## Communication and Social Skills

To enable the child interactive and communicative with the others.

Kindly follow the given community / social skills.

- Encourage the child to greet everyone in the house, neighbourhood, family, visitors and to all person they meet.
- Hello, Good morning, Good afternoon and Good evening e.g. Hi Uncle, Hello Aunty
- Always to be polite at home and outside.
- To obey the elders and parents.



### Encourage 'Personal Hygiene':

- Brushing teeth twice daily
- Combing hair regularly
- Bathing everyday
- Washing hands before and after meals
- Trimming the nails and keeping them clean

### Enhance 'Gross and Fine Motor skills' by following activities:

#### GROSS MOTOR

- Jump
- Hop
- Swim
- Dance
- Run
- Skip
- Balance

#### FINE MOTOR

- Mashing Potatoes
- Rolling Chapattis
- Shelling out peas
- Zipping and unzipping
- Buttoning and Unbuttoning
- Opening and closing the bottle cap / tiffin lid
- Turning pages of a Book
- Squeezing bath sponges
- Watering the plants using spray bottle

### Paragraph – Myself

Learn and speak the following paragraph confidently:

1. My name is \_\_\_\_\_.
2. I am a boy/girl.
3. I am \_\_\_\_\_ years old.
4. I study in class \_\_\_\_\_.
5. I live in Ranchi.
6. My favourite colour is \_\_\_\_\_.

**Sorting and Grouping:-** Mix a number of things, such as beads, buttons, rajma etc. and ask the child to sort them according to the colour/size/items.

### MATHS

**Numerical Ability:-** Help your child to memorize the phone numbers in an innovative way.

Let us revive the traditional games like Stappoo, pitthoo, Snake and ladders etc

Motivate your ward to make comparisons between big/small less/more, heavy/light, tall/short.

Show various objects enabling him/her to make out same/different, like or unlike objects.

Show various real objects related to shapes to your child (eg. Television-rectangle, Clock-circle, Half chapatti- semicircle)

Motivate your child to speak rote counting (1 to 100) on daily basis

Help your child to count the number of steps he/she takes to reach from the bedroom to:

a) Kitchen b) Bedroom c) Balcony.

Learn number names from 1 to 100.

### EVS

Learn all the notes from chapter 1 to 5

### English

To enhance listening, speaking, reading and writing skills.

- Read English picture book daily.
- Recapitulate all the letters cover till now with proper the object eg: h- hippo, i- igloo etc..
- Encourage your ward to make words beginning with letters A TO Z  
L-Leg, Lion, Lemon...  
T-Tiger, tomato, Tap, Telephone...

### Pictures Dictionary

Recapitulate the topics Colours, My Body, Shapes and My Family.

### Hindi

Learn chapter 1 to 6 of Swar Gyan Book



## Let's Be An Artist

"A picture is a poem without words"



Arts-related activities are important for so much more than just keeping child busy or relaxed. They've been proven to boost a child's self-image. The self esteem, confidence and pride that comes from art in education is truly incredible and each child should be able to experience that.

### ACTIVITY Coconut Tree

- Take a sheet and painting colours.
- Take your fist print on the sheet.
- First make 2 or 3 prints from left hand and another 2 or 3 from right hand.
- Draw a tree trunk with paint brush.
- Make coconuts with the help of thumb prints.



Name : ..... Roll No. : ..... Marks Obtained : .....