

BETHANY ACADEMY

KANKE , RANCHI

SUMMER VACATION HOLIDAY HOMEWORK

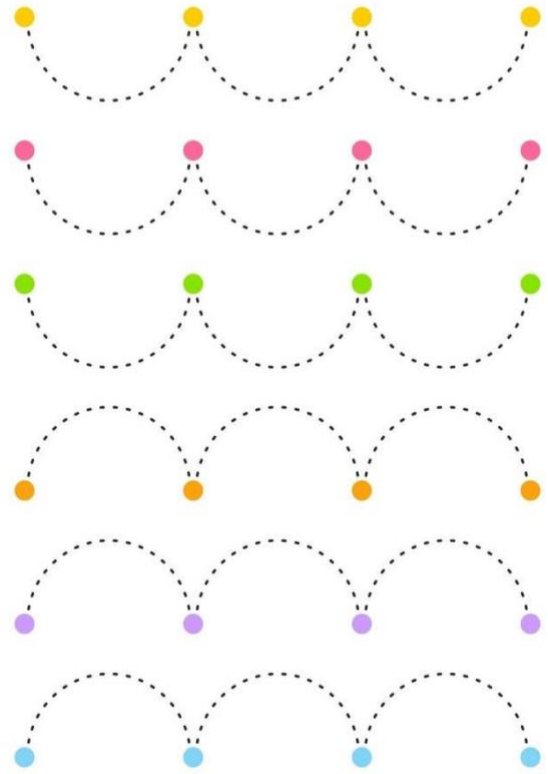

SESSION 2026-2027

CLASS – PRE - NURSERY

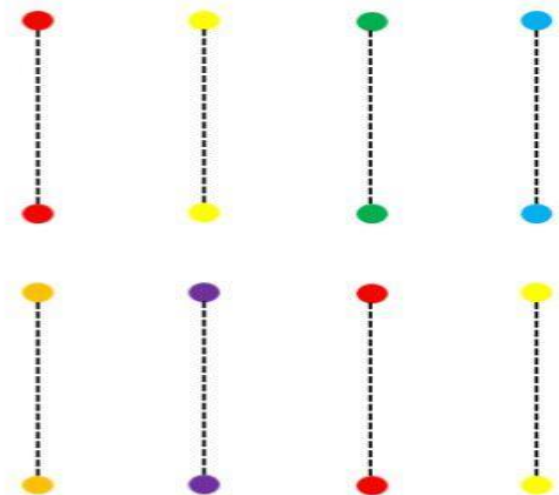
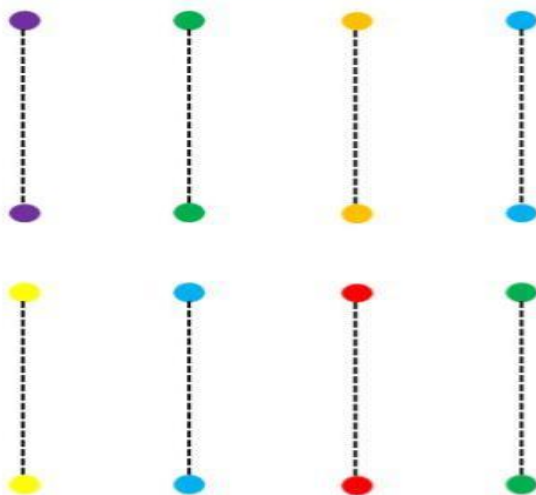


Q1. Colour the given picture neatly and beautifully. “Beat the Heat” by filling the picture with bright summer colours and make the scene look happy and cheerful!






Q2. Trace the given patterns




















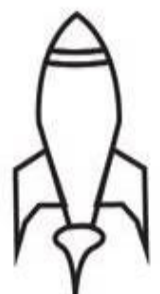


© vk.com/zayfnaskacka




Q3. Match the animal shadows with the correct animals by drawing lines between them.



Q4. Cross (X) the odd one out.

Q5. Match fruits with the same colour



Q6. Trace and write A to H

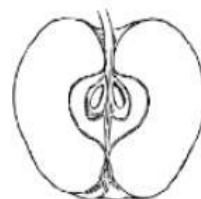
A



Airplane



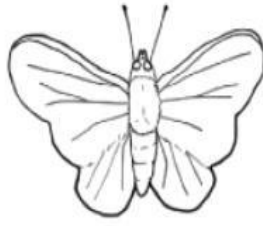
Ant



Apple

A	A	A	A	A
---	---	---	---	---

B



Butterfly



Boy



Banana

B	B	B	B	B

C



Car



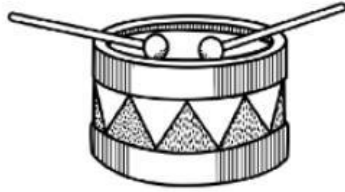
Cat



Candle

C	c	c	c	c
---	---	---	---	---

D



Drum




Dog




Door

D	D	D	D	D
---	---	---	---	---

E



Envelope



Elephant



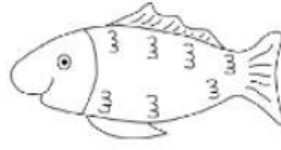
Egg

E	E	E	E	E

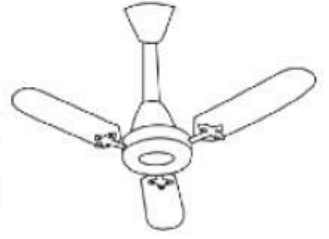
F



Flower



Fish



Fan

F	F	F	F	F

G



Grapes




Guitar



Girl

G	G	G	G	G
---	---	---	---	---


H



Horse



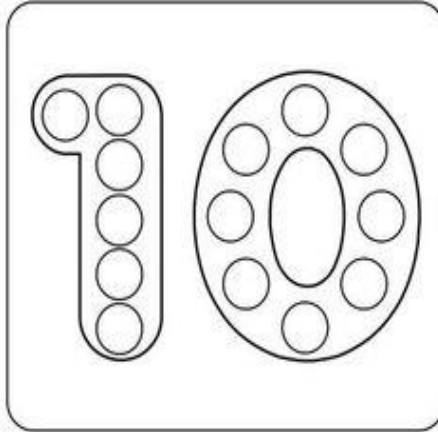
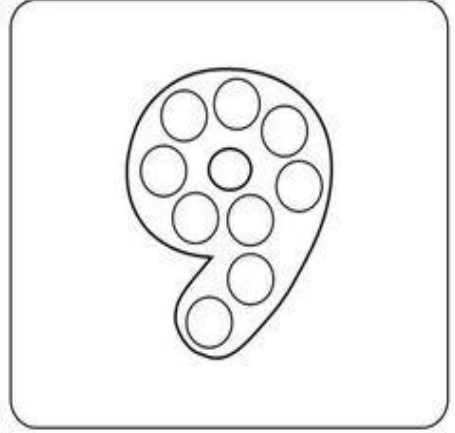
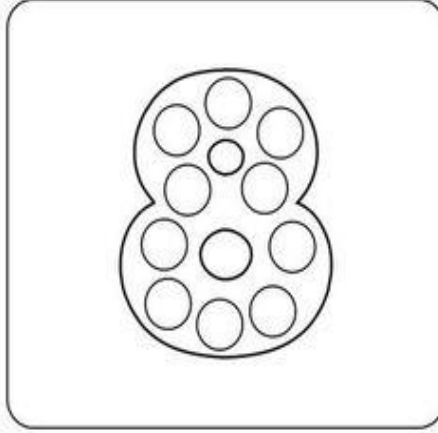
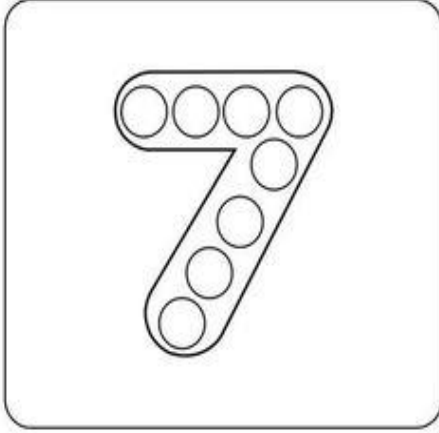
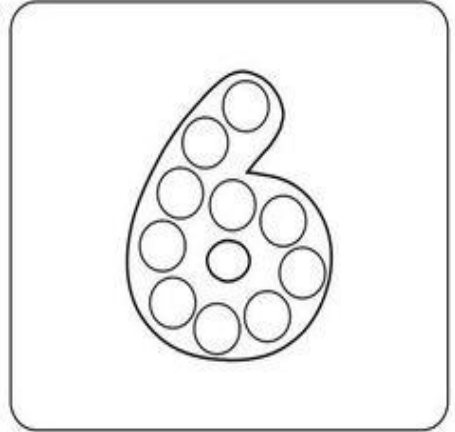
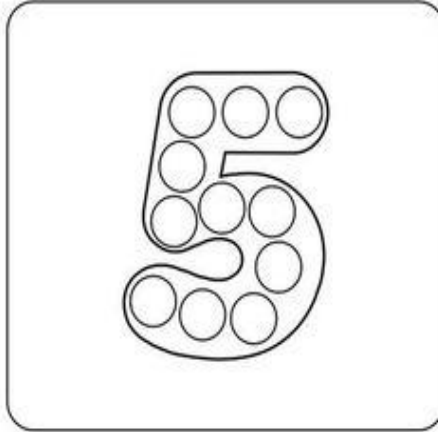
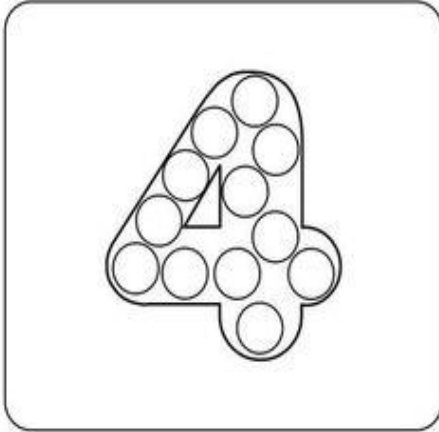
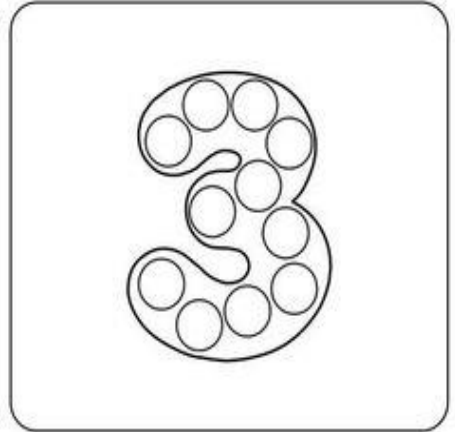
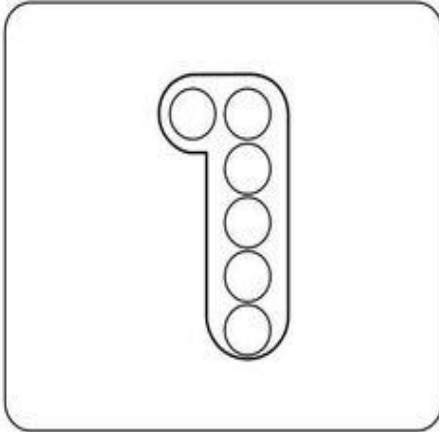
House



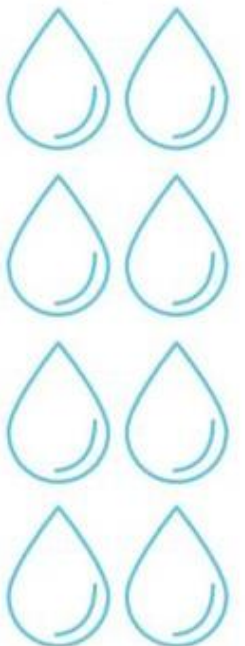

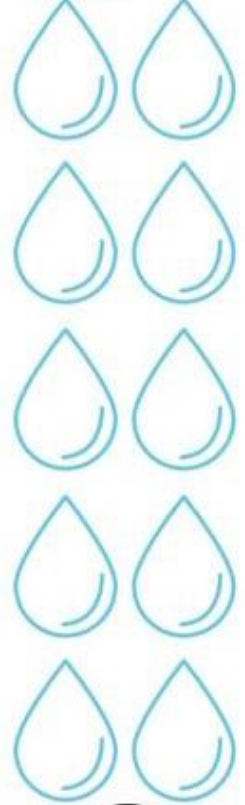
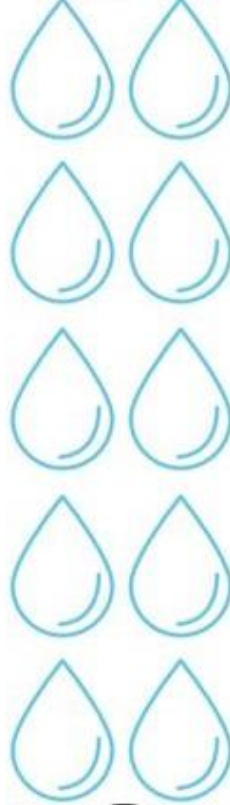
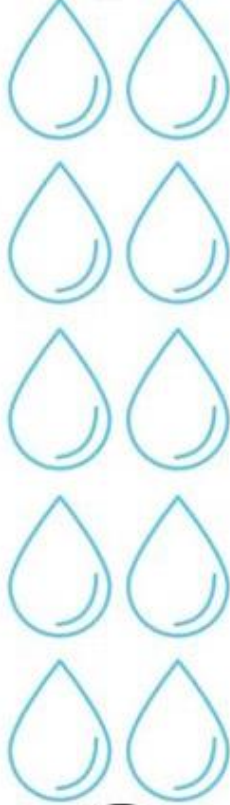
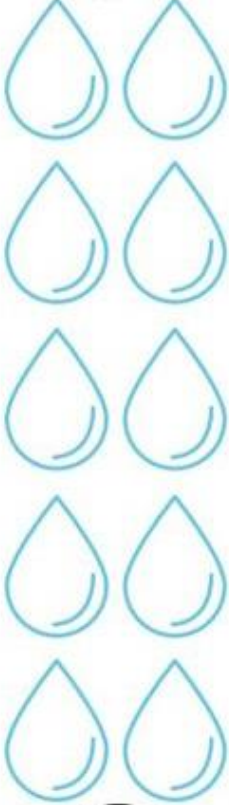
Hen

H	H	H	H	H





Q7. Paste colourful bindis on the circles to complete the numbers from 1 to 10.




Q7. Colour as many water droplets as the number given



Q8. Trace the dotted lines and colour the shapes




Q9. Count and circle the correct answer




2	4	1	3
---	---	---	---



3	5	2	4
---	---	---	---




3	1	4	5
---	---	---	---



3	1	5	2
---	---	---	---





5	2	3	4
---	---	---	---



4	2	5	1
---	---	---	---

Q10. Write numbers from 1 to 10

	1				
	2				
	3				
	4				
	5				
	6				
	7				
	8				
	9				
	10				

Encourage 'Personal Hygiene':

- Brushing teeth twice daily
- Combing hair regularly
- Bathing everyday
- Washing hands before and after meals
- Trimming the nails and keeping them clean

Enhance 'Gross and Fine Motor skills' by following activities:

GROSS MOTOR

- Jump
- Hop
- Swim
- Dance
- Run
- Skip
- Balance

FINE MOTOR

- Mashing Potatoes
- Rolling Chapattis
- Shelling out peas
- Zipping and unzipping
- Buttoning and Unbuttoning
- Opening and closing the bottle cap / tiffin lid
- Turning pages of a Book
- Squeezing bath sponges
- Watering the plants using spray bottle

Paragraph – Myself

Learn and speak the following paragraph confidently:

1. My name is _____.
2. I am a boy/girl.
3. I am _____ years old.
4. I study in class _____.
5. I live in Ranchi.
6. My favourite colour is _____.

Sorting and Grouping:- Mix a number of things, such as beads, buttons, rajma etc. and ask the child to sort them according to the colour/size/items.

MATHS

Numerical Ability:- Help your child to memorize the phone numbers of the parents in an innovative way.

Let us revive the traditional games like Stappoo, pitthoo, Snake and ladders etc

Motivate your ward to make comparisons between big/small less/more, heavy/light, tall/short.

Show various objects enabling him/her to make out same/different, like or unlike objects.

Show various real objects related to shapes to your child (eg. Television-rectangle, Clock-circle, Half chapatti- semicircle)

Motivate your child to speak rote counting (1 to 50) on daily basis

Help your child to count the number of steps he/she takes to reach from the bedroom to:

- a) Kitchen b) Bedroom c) Balcony.

English

To enhance listening, speaking, reading and writing skills.

- Read English picture book daily.
- Recapitulate all the letters cover till now with proper the object eg: h- hippo, i- igloo etc..
- Encourage your ward to make works beginning with letters A TO Z
L-Leg, Lion, Lemon...
T-Tiger, tomato, Tap, Telephone...

Pictures Dictionary

Recapitulate the topics Colours, My Body, Shapes and My Family.

Hindi

Read Swar Part of Akshar Gyan Book



Health is Wealth

“Healthy mind resides in the healthy body”



Here are some suggestions to keep the tiny tots fit and healthy.

- Keep the children hydrated with different kinds of fluids eg. Water, Lemonade, Juice, shakes, buttermilk etc.
- Make sure your child sleep maximum 10 hours in a day.
- Let your children eat by themselves.
- Teach your child to eat all types of vegetables including bitter gourd, pumpkin, beet root etc. along with their favourite ladyfinger and potato as well.
- Discourage eating snack while watching T.V. or playing video games.
- Eat together as a family to let little ones gets accustomed to a pleasant home dining.
- Always pray before eating every meal.

ACTIVITY Tearing and Pasting

- Paste five pictures of red colour fruits and green colour vegetables in a notebook / coloured sheet.

ACTIVITY Capture the Moments

- Click the photographs with your ward while enjoying with different meals and drinks of the day.

Communication and Social Skills

To enable the child interactive and communicative with the others.

Kindly follow the given community / social skills.

- Encourage the child to greet everyone in the house, neighbourhood, family, visitors and to all person they meet.
- Hello, Good morning, Good afternoon and Good evening e.g. Hi Uncle, Hello Aunty
- Always to be polite at home and outside.
- To obey the elders and parents.





Let's Be An Artist

"A picture is a poem without words"



Arts-related activities are important for so much more than just keeping child busy or relaxed. They've been proven to boost a child's self-image. The self esteem, confidence and pride that comes from art in education is truly incredible and each child should be able to experience that.

ACTIVITY Coconut Tree

- Take a sheet and painting colours.
- Take your fist print on the sheet.
- First make 2 or 3 prints from left hand and another 2 or 3 from right hand.
- Draw a tree trunk with paint brush.
- Make coconuts with the help of thumb prints.



